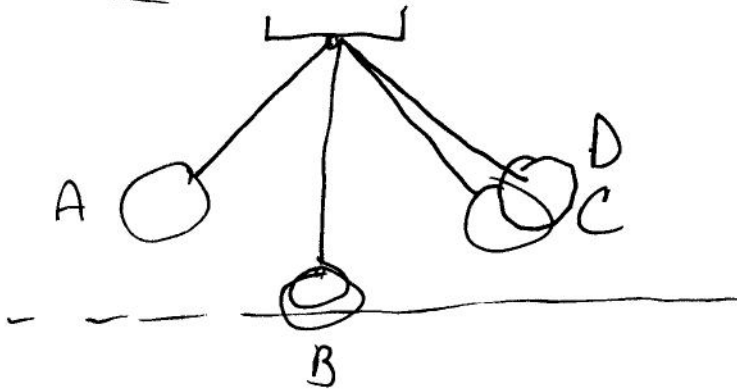


Questions

(4)



Tot E at pt. A = PE the gravitational force does positive work. $W = \Delta PE = mg(h_2 - h_1) > 0$

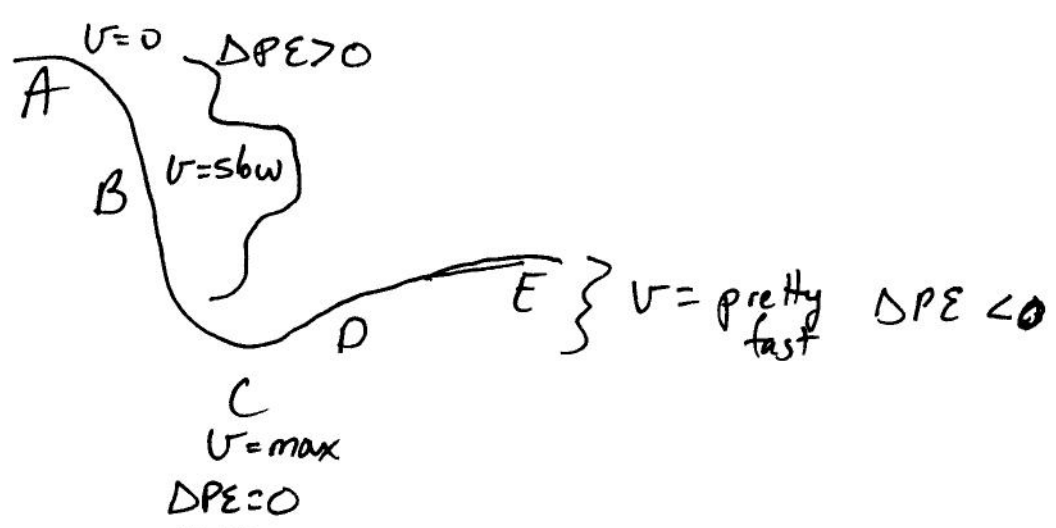
Tot E at pt. B = KE, no Δh , \therefore no gravitational work

Tot E at pt. C = PE + KE The gravitational force does negative work $\Delta h < 0$

Pendulum speed

pt. A	$v = 0$
B	$v = \text{max.}$
C	$v = \text{almost } 0$
D	$v = 0$

(5)



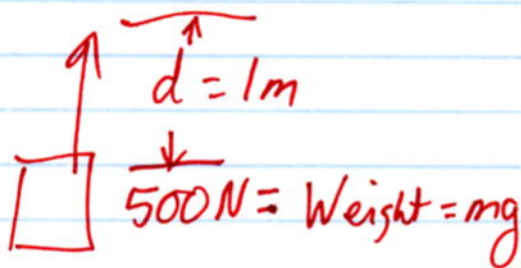
Qs

(11.)

Pt. A has $TotE = PE$ Pt. C has $TotE = KE$ (if C is lowest spot)

(13) As a car accelerates, the engine turns the drive shaft which turns the wheels of the car. The friction between the tire & the road & the push of the road back on the tires propels the car forward.

(15.)



$$W = F \cdot d = 500 \text{ N}(1 \text{ m}) = 500 \text{ J}$$

It doesn't matter if you lift the crate straight upward or if you slide it up the ramp, the height of the crate will be the same. $\therefore \Delta PE = \text{same}$. However, the force you need to lift the crate is less when you slide it up a ramp.

Problems

(6.)

$$m = 50 \text{ kg}$$

$$d = 6 \text{ m}$$

$$F = 20 \text{ N}$$

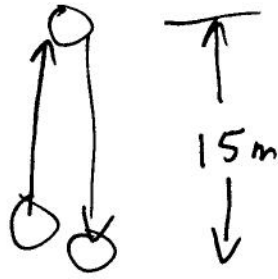
$$a) W = F \cdot d = 20 \text{ N}(6 \text{ m}) = \boxed{120 \text{ J} = W}$$

$$b) F = ma$$

$$\frac{20 \text{ N}}{50 \text{ kg}} = a = \boxed{0.4 \text{ m/s}^2 = a}$$

Ps

⑬. $m = 250g$



a) $PE = mgh = 0.25 \text{ kg} (9.8 \text{ m/s}^2)(15 \text{ m}) = \boxed{36.75 \text{ J}}$

b) $KE_{\text{bott}} = PE_{\text{top}} = \boxed{36.75 \text{ J}}$

c) $KE_{\text{bott}} = \boxed{36.75 \text{ J}}$

d) $KE = \frac{1}{2}mv^2$ $v = \sqrt{\frac{2(KE)}{m}} = \sqrt{\frac{2(36.75 \text{ J})}{0.25 \text{ kg}}}$

$$\boxed{v = 17.1 \text{ m/s}}$$

⑮. $P = 75 \text{ W}$
 $t = 6 \text{ hrs/day}$ Bill = ? for 30 days

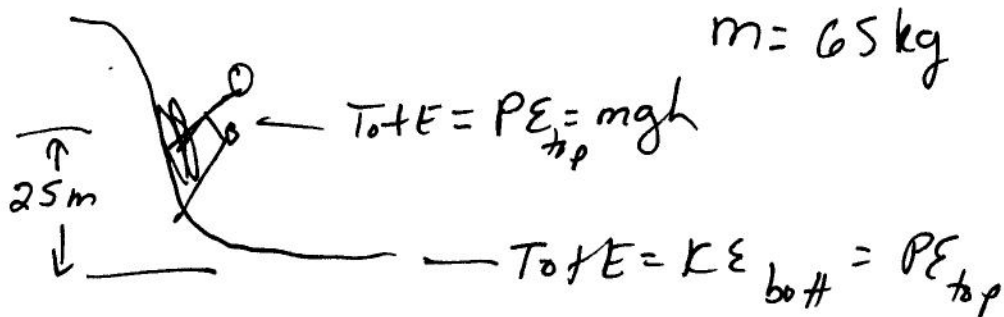
cost = 10¢/kWh

#kWh = $75 \text{ W} \left(\frac{6 \text{ hrs}}{\text{day}} \right) (30 \text{ days}) = 13,500 \text{ W} \cdot \text{hr}$

$= 13.5 \text{ kWh}$

Cost = $13.5 \text{ kWh} \left(\frac{10 \text{ ¢}}{\text{kWh}} \right) = \boxed{1.35}$

Ps
16



a) $KE_{bottom} = PE_{top} = 65 \text{ kg} (9.8 \text{ m/s}^2) (25 \text{ m}) = \boxed{15,925 \text{ J}}$

b) $KE = \frac{1}{2} m v^2$ $v = \sqrt{\frac{2(KE)}{m}} = \sqrt{\frac{2(15,925 \text{ J})}{65 \text{ kg}}}$

c) Awfully fast, good thing for friction! $v = 22.1 \text{ m/s}$

Extra Problems

5. $m = 3 \text{ kg}$ $m = 2 \text{ kg}$ $v_f = 2 \text{ m/s}$
 $v = 6 \text{ m/s}$ $v = -4 \text{ m/s}$

$KE_{\text{before}} = \frac{1}{2} m_1 v_1^2 + \frac{1}{2} m_2 v_2^2$
 $= \frac{1}{2} (3 \text{ kg}) (6 \text{ m/s})^2 + \frac{1}{2} (2 \text{ kg}) (-4 \text{ m/s})^2 = 70 \text{ J}$

$KE_{\text{after}} = \frac{1}{2} (m_1 + m_2) v_f^2 = 10 \text{ J}$

$KE_{\text{lost}} = 60 \text{ J}$

Ch. 8 HW

Phy 101

5

ExPs

7. $m = 0.5 \text{ kg}$, $F = 0.8 \text{ N}$, $d = 2 \text{ m}$

$$W = F \cdot D = \Delta KE$$

$$W = 0.8 \text{ N}(2 \text{ m}) = 1.6 \text{ J} = \frac{1}{2} m (v_f^2 - v_i^2) \rightarrow 0$$

$$\boxed{KE = 1.6 \text{ J}}$$

10. $KE = 12 \text{ J}$, $F_{\text{frict}} = 0.6 \text{ N}$, $d = 5 \text{ m}$

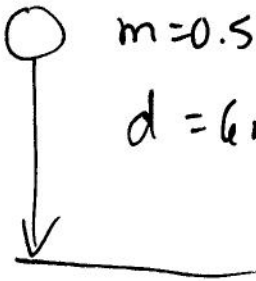
$$KE_{\text{after}} = KE_{\text{initial}} - W_{\text{frict}} = 12 \text{ J} - F \cdot d$$

$$= 12 \text{ J} - 0.6 \text{ N}(5 \text{ m})$$

$$\boxed{KE_{\text{after}} = 9 \text{ J}}$$

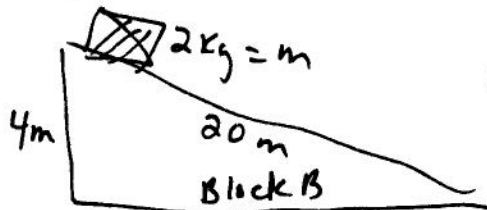
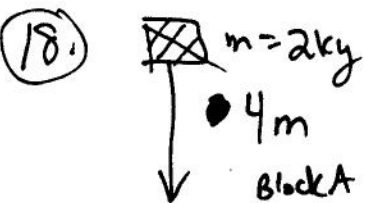
17. $m = 0.5 \text{ kg}$ PE_{top}

$$d = 6 \text{ m}$$



$$PE_{\text{top}} = KE_{\text{bot}}$$

$$KE_{\text{bot}} = PE_{\text{top}} = mgh = 0.5 \text{ kg}(9.8 \text{ m/s}^2)(6 \text{ m}) = \boxed{29.4 \text{ J}}$$



neglecting friction

$$PE_A = PE_B, \quad KE_{A \text{ bot}} = KE_{B \text{ bot}}, \quad \text{speeds same}$$

momentum same

ExPs

⑥

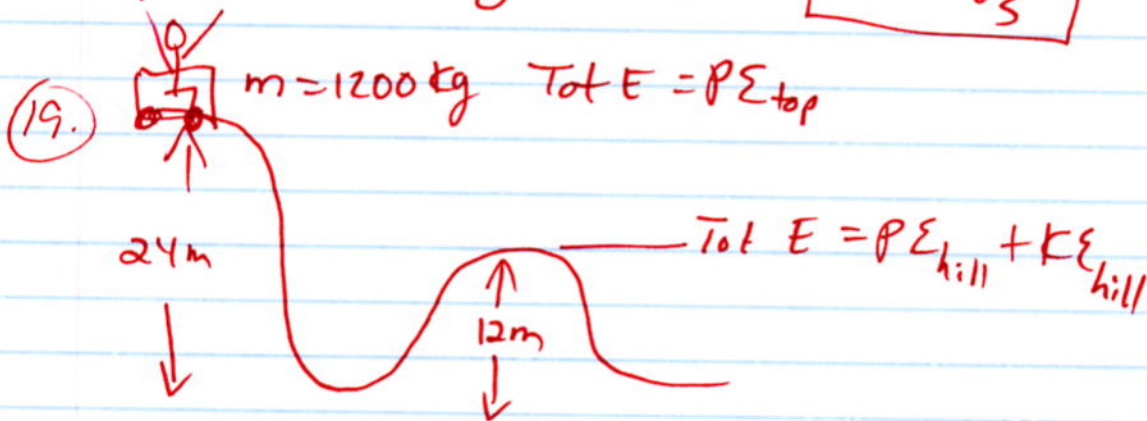
(18. cont)

$$a) \text{PE} = mgh = 2 \text{kg} (9.8 \text{m/s}^2) (4 \text{m}) = \boxed{78.4 \text{J}}$$

$$b) \text{KE}_{\text{bot}} = \text{PE}_{\text{top}} = \boxed{78.4 \text{J}}$$

$$c) v = \sqrt{\frac{2(\text{KE})}{m}} = \sqrt{\frac{2(78.4 \text{J})}{2 \text{kg}}} = \boxed{8.85 \text{m/s}}$$

$$d) p = m \cdot v = 2 \text{kg} (8.85 \text{m/s}) = \boxed{17.7 \frac{\text{kgm}}{\text{s}}}$$



$$\begin{aligned} \text{KE}_{\text{hill}} &= \text{PE}_{\text{top}} - \text{PE}_{\text{hill}} = m g (h_{\text{top}} - h_{\text{hill}}) \\ &= 1200 \text{kg} (9.8 \text{m/s}^2) (24 - 12 \text{m}) \end{aligned}$$

$$\boxed{\text{KE}_{\text{hill}} = 141,120 \text{J}}$$