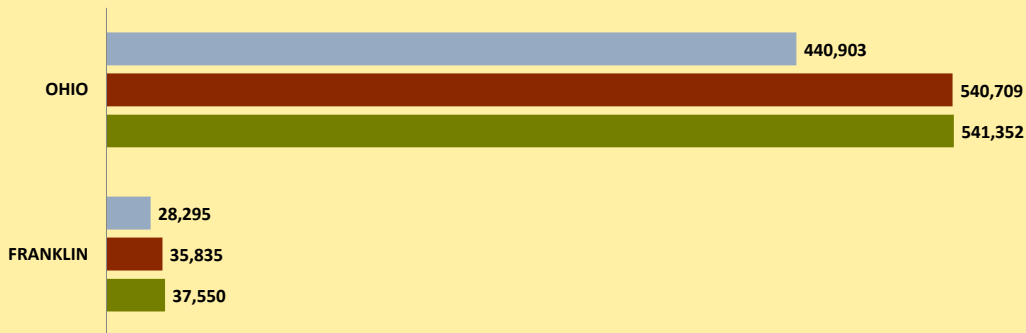


FRANKLIN COUNTY AND OHIO POPULATION CHANGES: Age 75-84 1990 - 2010

Age 75-84 Population



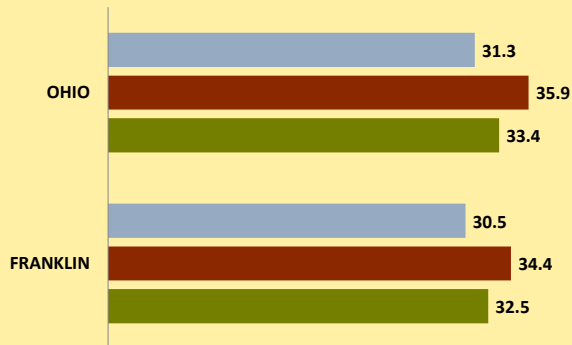
1990 2000 2010



Age 75-84 Population as % of Age 65+ Population



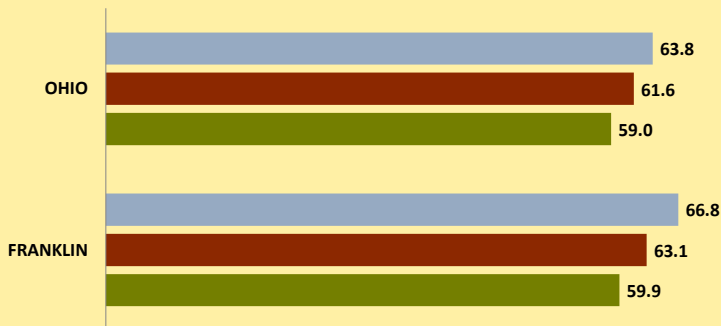
1990 2000 2010



% of Age 75-84 Population Who Are Women



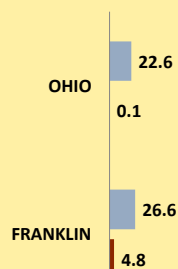
1990 2000 2010



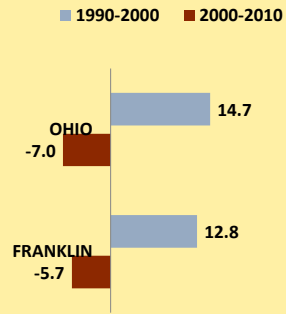
% Change in Age 75-84 Population



1990-2000 2000-2010



% Change in Proportion of Age 65+ Population Who Are Age 75-84



% Change in Proportion of Age 75-84 Population Who Are Women

